

<b>70</b>	<b>Hall A</b>	<i>Opening Ceremony</i>
Wed 17/4	11:00	<b>Opening Ceremony</b>
	12:30	

<b>1</b>	11:00	11:30	<b>TBA. .</b>	<i>30 min.</i>	<b>134</b>
	070001		<i>Opening Ceremony</i>		
<b>2</b>	11:30	12:30	<b>TBA. .</b>	<i>60 min.</i>	<b>134</b>
	070002		<i>Plenary Lecture</i>		

Wednesday, April 17, 2019

---

<b>71</b>	<b>Hall A</b>	<b>COFFEE BREAK</b>
Wed 17/4	12:30 13:00	<b>COFFEE BREAK</b>

---

---

<b>1</b>	12:30 13:00	<b>COFFEE BREAK. .</b>	<b>30 min.</b>	<b>160</b>
	071001	<b>COFFEE BREAK</b>		

---

---

<b>1</b>	<b>Hall A</b>	<i>Course</i>
Wed 17/4	13:00 15:00	<b>Mini- Course 1: Cochlear Implantation “With live fresh cadaveric demonstration”</b>





**Assistants**

Ahmed Hisham

Tamer Ebeid

**Director**



Mohamed Bassiouny

1	13:00 13:15	<b>Aziz Belal. . Egypt</b>	15 min.		<b>30</b>
	001001	<i>Cochlear Implants: Past, Present &amp; Future</i>			
2	13:15 13:30	<b>Suresh K. Mukherji. . USA</b>	15 min.		<b>114</b>
	001002	<i>Preoperative workup of Cochlear Implant</i>			
3	13:30 14:10	<b>Abdelhamid Benghanem. . Morocco</b>	40 min.		<b>2</b>
	001003	<i>Transmastoid posterior tympanotomy approach</i>			
4	14:10 14:50	<b>Gregory J. Basura. . USA</b>	40 min.		<b>45</b>
	001004	<i>Rationale &amp; Surgical planning for different cochleostomies</i>			
5	14:50 15:00	<b>Discussion. .</b>	10 min.		<b>132</b>
	001005	<i>Discussion</i>			

<b>3</b>	<b>Hall B</b>	<b>Session</b>
Wed 17/4	13:00 15:00	<b>New ORL technology Session</b>

## Chairperson

Ahmad Al-Khateeb  
 Essam Al-Behaeir  
 Mamdouh Talaat  
 Nabil Rabae

<b>1</b>	13:00 13:10	<b>Emad Magdy. . Egypt</b>	<b>10 min.</b>		<b>38</b>
003001		<i>Track I: Sialendoscopy: Basic sialendoscopy</i>			
<b>2</b>	13:10 13:20	<b>Barry Schaitkin. . USA</b>	<b>10 min.</b>		<b>33</b>
003002		<i>Track I: Sialendoscopy: Non stone indications of sialendoscopy</i>			
<b>3</b>	13:20 13:30	<b>Mark Marzouk. . USA</b>	<b>10 min.</b>		<b>68</b>
003003		<i>Track I: Sialendoscopy: Combined sialendoscopy approaches</i>			
<b>4</b>	13:30 13:50	<b>Emad Magdy. . Egypt</b>	<b>20 min.</b>		<b>38</b>
003004		<i>Track I: Sialendoscopy: Interesting sialendoscopy case presentations</i>			
<b>5</b>	13:30 13:50	<b>Barry Schaitkin. . USA</b>	<b>20 min.</b>		<b>33</b>
003005		<i>Track I: Sialendoscopy: Interesting sialendoscopy case presentations</i>			
<b>6</b>	13:30 13:50	<b>Mark Marzouk. . USA</b>	<b>20 min.</b>		<b>68</b>
003006		<i>Track I: Sialendoscopy: Interesting sialendoscopy case presentations</i>			
<b>7</b>	13:50 14:10	<b>J. Scott Magnuson. . USA</b>	<b>20 min.</b>		<b>56</b>
003007		<i>Track II: Transoral Robotic Surgery (TORS): Education &amp; certification in TORS</i>			
<b>8</b>	14:10 14:30	<b>Mark Marzouk. . USA</b>	<b>20 min.</b>		<b>68</b>
003008		<i>Track II: Transoral Robotic Surgery (TORS): Oncologic &amp; non oncologic indications of TORS</i>			
<b>9</b>	14:30 15:00	<b>Barry Schaitkin. . USA</b>	<b>30 min.</b>		<b>33</b>
003009		<i>Track III: Facial Reanimation Surgery: Facial nerve: diagnostic approach &amp; reanimation</i>			

<b>6</b>	<b>Hall C</b>		<i>Session</i>
Wed 17/4	13:00 15:00	<b>Young ORL Presentation Competition</b>	

**Chairperson**

Khaled Al-Ballasy  
Yakout Dogheim

<b>1</b>	13:00 15:00	<b>TBA. .</b>	<b>120 min.</b>	<b>134</b>
	006001	TBA		




<b>7</b>	<b>Hall A</b>		<i>Course</i>
Wed 17/4	16:00 18:30	<b>Mini- Course 2: Parotidectomy “With live fresh cadaveric demonstration”</b>	

**Assistants**

Mostafa Magdy

**Director**

Hossam Thabet

<b>1</b>	16:00 16:15	<b>Ashraf Hamza. . Egypt</b>	<b>15 min.</b>		<b>24</b>
	007001	<i>Surgical anatomy of parotid gland</i>			
<b>2</b>	16:15 16:45	<b>Hossam Thabet. . Egypt</b>	<b>30 min.</b>		<b>54</b>
	007002	<i>Tips in parotid surgery</i>			
<b>3</b>	16:45 18:00	<b>Peter Clarke. . UK</b>	<b>75 min.</b>		<b>98</b>
	007003	<i>Live Fresh Cadaveric demonstration: Superficial parotidectomy, Deep lobe parotidectomy, Facial nerve identification</i>			
<b>4</b>	18:00 18:30	<b>Discussion. .</b>	<b>30 min.</b>		<b>132</b>
	007004	<i>Discussion</i>			

<b>9</b>	<b>Hall B</b>	<b>Session</b>
Wed 17/4	16:00 17:30	<b>Rhinology Session IA Basic Rhinology “Inflammatory Sino-nasal diseases &amp; orbit”</b>

## Chairperson

Ahmad Al-Gendy  
Ashraf Khaled  
Samy Elwany  
Tarek Abdel-Moety

<b>1</b>	16:00 16:10	<b>Yasser Khafagy. . Egypt</b>	<b>10 min.</b>		<b>123</b>
009001	<i>Endoscopic repair of bilateral choanal atresia, when local flaps are possible?</i>				
<b>2</b>	16:10 16:30	<b>Suresh K. Mukherji. . USA</b>	<b>20 min.</b>		<b>114</b>
009002	<i>Common Pathology of the sinuses: The Basics</i>				
<b>3</b>	16:30 16:40	<b>Ali Emari. . KSA</b>	<b>10 min.</b>		<b>19</b>
009003	<i>Image guided surgery &amp; navigation systems</i>				
<b>4</b>	16:40 16:50	<b>Samy Elwany. . Egypt</b>	<b>10 min.</b>		<b>110</b>
009004	<i>Dynamics of nasal breathing in health &amp; disease</i>				
<b>5</b>	16:50 17:00	<b>Zeyad Mandour. . Egypt</b>	<b>10 min.</b>		<b>129</b>
009005	<i>Allergic fungal sinusitis: Management plan</i>				
<b>6</b>	17:00 17:10	<b>Ahmed Aly Ibrahim. . Egypt</b>	<b>10 min.</b>		<b>9</b>
009006	<i>Endoscopic resection of intraconal orbital lesions</i>				
<b>7</b>	17:10 17:20	<b>Mohamed Askar. . Egypt</b>	<b>10 min.</b>		<b>72</b>
009007	<i>Complications of FESS. How to manage?</i>				
<b>8</b>	17:20 17:30	<b>Mostafa Abd El Naby. . Egypt</b>	<b>10 min.</b>		<b>85</b>
009008	<i>Iatrogenic orbital hematoma: Management from A to Z.</i>				


<b>10</b>	<b>Hall B</b>	<b>Panel Discussion</b>
Wed 17/4	17:30 18:30	<b>Rhinology Session IB (Panel Discussion)</b>

**Moderator**

Prepageran Narayanan

**Panelist**













Ayman Madani  
Erin L. Mckean  
Mohamed Askar  
Mohamed Hassab  
Muaid Baban  
Reda Kamel  
Samy Elwany

<b>1</b>	17:30 18:30	<b>Prepageran Narayanan. . Malaysia</b>	<b>60 min.</b>		<b>99</b>
	010001	<i>Complex Clinical cases. What will you do?</i>			

<b>11</b>	<b>Hall C</b>	<i>Session</i>
Wed 17/4	16:00 17:30	<b>Otology Session IA Personal Tips in Cochlear Implant Surgery "Meet The Experts"</b>

**Moderator**

Mohamed Bassiouny

1	16:00 16:06	<b>Abdelhamid Benghanem. . Morocco</b>	6 min.		2
	011001	<i>Personal Tips in Cochlear Implant Surgery</i>			
2	16:06 16:12	<b>Adel Khalifa. . Egypt</b>	6 min.		4
	011002	<i>Personal Tips in Cochlear Implant Surgery</i>			
3	16:12 16:18	<b>Ahmed Khashaba. . Egypt</b>	6 min.		11
	011003	<i>Personal Tips in Cochlear Implant Surgery</i>			
4	16:18 16:24	<b>Ahmed Mehana. . Egypt</b>	6 min.		12
	011004	<i>Personal Tips in Cochlear Implant Surgery</i>			
5	16:24 16:30	<b>Aziz Belal. . Egypt</b>	6 min.		30
	011005	<i>Personal Tips in Cochlear Implant Surgery</i>			
6	16:30 16:36	<b>Fatthi Abd EL Baki. . Egypt</b>	6 min.		44
	011006	<i>Personal Tips in Cochlear Implant Surgery</i>			
7	16:36 16:42	<b>Gregory J. Basura. . USA</b>	6 min.		45
	011007	<i>Personal Tips in Cochlear Implant Surgery</i>			
8	16:42 16:48	<b>Rashad Ghoneim. . Egypt</b>	6 min.		103
	011008	<i>Personal Tips in Cochlear Implant Surgery</i>			
9	16:48 16:54	<b>Lobna El Fiki. . Egypt</b>	6 min.		59
	011009	<i>Personal Tips in Cochlear Implant Surgery</i>			
10	16:54 17:00	<b>Magued Meshaly. .</b>	6 min.		141
	011010	<i>Personal Tips in Cochlear Implant Surgery</i>			
11	17:00 17:06	<b>Mohamed EL Shazly. . Egypt</b>	6 min.		77
	011011	<i>Personal Tips in Cochlear Implant Surgery</i>			
12	17:06 17:12	<b>Mokhtar Bassiouny. . Egypt</b>	6 min.		82
	011012	<i>Personal Tips in Cochlear Implant Surgery</i>			
13	17:12 17:18	<b>Ossama Abd El Hamid. . Egypt</b>	6 min.		95
	011013	<i>Personal Tips in Cochlear Implant Surgery</i>			
14	17:18 17:24	<b>Amr Hegab. . Egypt</b>	6 min.		22
	011014	<i>Personal Tips in Cochlear Implant Surgery</i>			



# Wednesday, April 17, 2019

15 17:24 17:30 *Discussion. . .* 6 min. 132  
011015 *Discussion*

12	Hall C	Session
Wed 17/4	17:30	<b>Otology Session IB</b>
	18:30	

## Chairperson


Fatthi Abd EL Baki

Maged Baher

Mahmoud Atteya

Mohamed Bassiouny

Mohamed El-Sheikh

1 17:30 18:00 **Gregory J. Basura. . USA** 30 min.  45  
012001 *Tinnitus and primary auditory cortex: evidence for plasticity in animals & humans*

2 18:00 18:30 **Aly Mahrous. . Egypt** 30 min.  21  
012002 *Surgery of tinnitus*







<b>13</b>	<b>Hall A</b>	<i>Course</i>
Thu 18/4	9:00 11:30	<b>Mini- Course 3: Phonosurgery “With live fresh cadaveric demonstration”</b>

**Assistants**

Mostafa Magdy

**Director**

Ahmed Tantawy

<b>1</b>	9:00 9:15	<b>Neil Chheda. . USA</b>	<b>15 min.</b>		<b>91</b>
<input type="text" value="013001"/>	<i>Topic I: Vocal Fold injection: Vocal fold injection: Material choice, anesthesia consideration &amp; technique</i>				
<b>2</b>	9:15 10:00	<b>Neil Chheda. . USA</b>	<b>45 min.</b>		<b>91</b>
<input type="text" value="013002"/>	<i>Topic I: Vocal Fold injection: Live fresh cadaveric demonstration: a- Transoral injection. b- Transcervical injection.</i>				
<b>3</b>	10:00 10:15	<b>Ahmed Tantawy. . Egypt</b>	<b>15 min.</b>		<b>15</b>
<input type="text" value="013003"/>	<i>Topic II: Thyroplasty (Type I) &amp; arytenoid adduction: Anatomical consideration &amp; principles of Thyroplasty (Type I) and arytenoid adduction.</i>				
<b>4</b>	10:15 10:45	<b>Daron Cope. . Australia</b>	<b>30 min.</b>		<b>36</b>
<input type="text" value="013004"/>	<i>Topic II: Thyroplasty (Type I) &amp; arytenoid adduction: Live fresh cadaveric demonstration of Thyroplasty (Type I)</i>				
<b>5</b>	10:45 11:00	<b>Daron Cope. . Australia</b>	<b>15 min.</b>		<b>36</b>
<input type="text" value="013005"/>	<i>Topic II: Thyroplasty (Type I) &amp; arytenoid adduction: Live fresh cadaveric demonstration of arytenoid adduction</i>				
<b>6</b>	11:00 11:30	<b>Neil Chheda. . USA</b>	<b>30 min.</b>		<b>91</b>
<input type="text" value="013006"/>	<i>Topic II: Thyroplasty (Type I) &amp; arytenoid adduction: Powered instrumentation for benign Laryngeal diseases</i>				

<b>15</b>	<b>Hall B</b>	<i>Panel Discussion</i>
Thu 18/4	9:00 10:00	<b>Otology Session IIA (Panel Discussion)</b>

**Moderator**

Mokhtar Bassiouny

**Panelist**

Abdelhamid Benghanem


Ahmed Omran

Gregory J. Basura

Hany El-Garem

Mohamed Badr-El-Dine



Ossama Abd El-Nassir

1	9:00 10:00	<b>Mokhtar Bassiouny. . Egypt</b>	60 min.		82
	015001	<i>Stapedectomy: Indication, procedure &amp; complications</i>			

<b>16</b>	<b>Hall B</b>	<i>Session</i>
Thu 18/4	10:00 11:30	<b>Otology Session IIB Advances in Neurotologic Surgery</b>

**Chairperson**




Aziz Belal  
Farouk Al-Garem  
Mokhtar Bassiouny  
Sameh Fareed

<b>1</b>	10:00 10:15	<b>Abdelhamid Benghanem. . Morocco</b>	<b>15 min.</b>		<b>2</b>
<input type="text" value="016001"/>		<i>Giant Acoustic Neuroma</i>			
<b>2</b>	10:15 10:30	<b>Gregory J. Basura. . USA</b>	<b>15 min.</b>		<b>45</b>
<input type="text" value="016002"/>		<i>Vestibular Schwannoma: Middle cranial fossa approaches (pearls for surgical approach &amp; hearing preservation)</i>			
<b>3</b>	10:30 10:45	<b>Abdelhamid Benghanem. . Morocco</b>	<b>15 min.</b>		<b>2</b>
<input type="text" value="016003"/>		<i>Glomus tumor: How to manage</i>			
<b>4</b>	10:45 11:00	<b>Gregory J. Basura. . USA</b>	<b>15 min.</b>		<b>45</b>
<input type="text" value="016004"/>		<i>Middle cranial fossa approach for superior semi-circular canal dehiscence syndrome plugging; pearls for success</i>			
<b>5</b>	11:00 11:15	<b>Abdelhamid Benghanem. . Morocco</b>	<b>15 min.</b>		<b>2</b>
<input type="text" value="016005"/>		<i>Petrous cholesteatoma</i>			
<b>6</b>	11:15 11:30	<b>Mohamed Badr-El-Dine. . Egypt</b>	<b>15 min.</b>		<b>73</b>
<input type="text" value="016006"/>		<i>Avoidance of facial nerve injury in lateral skull base surgery</i>			

<b>17</b>	<b>Hall C</b>		<i>Session</i>
Thu 18/4	9:00 10:00	<b>Facial Plastic Session</b>	

**Chairperson**

Ahmad Abo-El-Wafa  
 Ashraf Salah  
 Hazem Abo-Aleyoon  
 Shereif Al-Gendy

<b>1</b>	9:00	9:20	<b>Kal Ansari. . Canada</b>	<b>20 min.</b>		<b>57</b>
	017001		<i>Principals of facial injectable fillers and neuro-modulators</i>			
<b>2</b>	9:20	9:40	<b>Kal Ansari. . Canada</b>	<b>20 min.</b>		<b>57</b>
	017002		<i>Principals of reconstruction of nasal defects</i>			
<b>3</b>	9:40	10:00	<b>Wael K. Hussein. . Egypt</b>	<b>20 min.</b>		<b>119</b>
	017003		<i>Modification of the nasal tip position in crooked nose</i>			

<b>18</b>	<b>Hall C</b>		<i>Session</i>
Thu 18/4	10:00 11:30	<b>Rhinology Session II Extended applications of endoscopic sinus surgery</b>	

**Chairperson**

Ashraf Al-Hamshry  
 Mohamed Hassab  
 Omar Al-Banhawy  
 Ramadan Shehata

<b>1</b>	10:00 10:15	<b>Erin L. Mckean. . USA</b>	<b>15 min.</b>		<b>40</b>
	018001	<i>Challenges in revision surgery</i>			
<b>2</b>	10:15 10:30	<b>Erin L. Mckean. . USA</b>	<b>15 min.</b>		<b>40</b>
	018002	<i>Transpterygoid approach for encephaloceles and tumors</i>			
<b>3</b>	10:30 10:45	<b>Prepageran Narayanan. . Malaysia</b>	<b>15 min.</b>		<b>99</b>
	018003	<i>Endoscopic Transnasal surgery of pterygoplatatine, infratemporal fossa &amp; petrous apex</i>			
<b>4</b>	10:45 11:00	<b>Prepageran Narayanan. . Malaysia</b>	<b>15 min.</b>		<b>99</b>
	018004	<i>Endoscopic approach to intraorbital lesions and Optic nerve</i>			
<b>5</b>	11:00 11:15	<b>Erin L. Mckean. . USA</b>	<b>15 min.</b>		<b>40</b>
	018005	<i>Endoscopic management of CSF leaks</i>			
<b>6</b>	11:15 11:30	<b>Muaid Baban. . Iraq</b>	<b>15 min.</b>		<b>87</b>
	018006	<i>CSF leak: Ideal reconstruction techniques for different locations</i>			

<b>19</b>	<b>Hall D</b>		<i>Session</i>
Thu 18/4	9:00 11:30	<b>Audiology Session I VEMPS</b>	

**Chairperson**

Mona Mourad

<b>1</b>	9:00 9:30	<b>Ossama Sobhy. . Egypt</b>	<b>30 min.</b>		<b>97</b>
	019001	<i>Overview</i>			
<b>2</b>	9:30 10:15	<b>Alexandria Audiology Unit Staff. .</b>	<b>45 min.</b>		<b>130</b>
	019002	<i>Applications: Alexandria experience</i>			
<b>3</b>	10:15 11:30	<b>Hands-on Workshop on VEMPS. .</b>	<b>75 min.</b>		<b>133</b>
	019003	<i>Hands-on Workshop on VEMPS</i>			


<b>20</b>	<b>Hall A</b>		<b>Course</b>
Thu 18/4	12:00 12:20	<b>Mini- Course 4: Basic FESS “With live fresh cadaveric demonstration” Session I: Radiology</b>	

**Assistants**

Mostafa Abd El Naby  
Remon Kalza

**Director**

Yasser Nour

<b>1</b>	12:00 12:20	<b>Suresh K. Mukherji. . USA</b>	<b>20 min.</b>		<b>114</b>
<input type="text" value="020001"/>		<i>Preoperative CT scan checklist for safe and effective FESS</i>			

<b>21</b>	<b>Hall A</b>		<b>Course</b>
Thu 18/4	12:20 13:00	<b>Mini- Course 4: Basic FESS “With live fresh cadaveric demonstration” Session II: Maxillary Sinus</b>	

**Assistants**

Mostafa Abd El Naby  
Remon Kalza

**Director**

Yasser Nour

<b>1</b>	12:20 12:40	<b>Mohamed Hassab. . Egypt</b>	<b>20 min.</b>		<b>79</b>
<input type="text" value="021001"/>		<i>On stage live demonstration</i>			
<b>2</b>	12:40 12:50	<b>Mohamed Hassab. . Egypt</b>	<b>10 min.</b>		<b>79</b>
<input type="text" value="021002"/>		<i>Endoscopic medial maxillectomy</i>			
<b>3</b>	12:50 13:00	<b>Yasser Nour. . Egypt</b>	<b>10 min.</b>		<b>124</b>
<input type="text" value="021003"/>		<i>Trans-Maxillary surgical corridors</i>			

<b>22</b>	<b>Hall A</b>	<i>Course</i>
Thu 18/4	13:00 13:40	<b>Mini- Course 4: Basic FESS “With live fresh cadaveric demonstration” Session III: Ethmoid Sinus</b>

**Assistants**

Mostafa Abd El Naby  
Remon Kalza

**Director**

Yasser Nour

<b>1</b>	13:00 13:20	<b>Prepageran Narayanan. . Malaysia</b>	<b>20 min.</b>		<b>99</b>
<input type="text" value="022001"/>		<i>On Stage live demonstration</i>			
<b>2</b>	13:20 13:30	<b>Reda Kamel. . Egypt</b>	<b>10 min.</b>		<b>104</b>
<input type="text" value="022002"/>		<i>Safe &amp; effective ethmoidectomy: How I do it?</i>			
<b>3</b>	13:30 13:40	<b>Alaa Ghita. . Egypt</b>	<b>10 min.</b>		<b>18</b>
<input type="text" value="022003"/>		<i>Complete ethmoidectomy: Tips &amp; Tricks</i>			


<b>23</b>	<b>Hall A</b>	<i>Course</i>
Thu 18/4	13:40 14:20	<b>Mini- Course 4: Basic FESS “With live fresh cadaveric demonstration” Session IV: Frontal Sinus</b>

**Assistants**

Mostafa Abd El Naby  
Remon Kalza

**Director**

Yasser Nour

<b>1</b>	13:40 14:00	<b>Muaid Baban. . Iraq</b>	<b>20 min.</b>		<b>87</b>
<input type="text" value="023001"/>		<i>On Stage live demonstration</i>			
<b>2</b>	14:00 14:10	<b>Muaid Baban. . Iraq</b>	<b>10 min.</b>		<b>87</b>
<input type="text" value="023002"/>		<i>Endoscopic frontal sinusotomy: How to use your brain navigation?</i>			
<b>3</b>	14:10 14:20	<b>Yasser Nour. . Egypt</b>	<b>10 min.</b>		<b>124</b>
<input type="text" value="023003"/>		<i>Endoscopic frontal sinusotomy: Follow the beak approach</i>			



<b>24</b>	<b>Hall A</b>	<i>Course</i>
Thu 18/4	14:20 15:00	<b>Mini- Course 4: Basic FESS “With live fresh cadaveric demonstration” Session V: Sphenoid Sinus</b>

**Assistants**

Mostafa Abd El Naby  
Remon Kalza

**Director**

Yasser Nour

1	14:20 14:40	<b>Prepageran Narayanan. . Malaysia</b>	<b>20 min.</b>		99
	024001	<i>On Stage live demonstration</i>			
2	14:40 14:50	<b>Hossam El Bosraty. . Egypt</b>	<b>10 min.</b>		52
	024002	<i>How to do a safe sphenoidotomy</i>			
3	14:50 15:00	<b>Prepageran Narayanan. . Malaysia</b>	<b>10 min.</b>		99
	024003	<i>Endoscopic management of Intra-operative bleeding in endoscopic sinus and skull base surgery</i>			

<b>25</b>	<b>Hall B</b>	<i>Session</i>
Thu 18/4	12:00 13:00	<b>Head &amp; Neck Session IA Head &amp; Neck cancer</b>

**Chairperson**





Alaa El Feky  
Essam Abo-El-Magd  
Hossam Abdel-Hai  
Montaser Abdel-Sallam

1	12:00 12:15	<b>Mark Prince. . USA</b>	<b>15 min.</b>		69
	025001	<i>Operative &amp; non-operative management of dysphagia in the treated head &amp; neck cancer patient</i>			
2	12:15 12:30	<b>Peter Clarke. . UK</b>	<b>15 min.</b>		98
	025002	<i>Optimizing voice &amp; swallow after laryngectomy</i>			
3	12:30 12:45	<b>Louay El-Sharkawy. . Egypt</b>	<b>15 min.</b>		60
	025003	<i>Correlation between perineural invasion &amp; the TNM classification in patients with laryngeal carcinoma</i>			
4	12:45 13:00	<b>Suresh K. Mukherji. . USA</b>	<b>15 min.</b>		114
	025004	<i>SCCA of the Larynx: What the clinicians need to know</i>			

<b>26</b>	<b>Hall B</b>	<i>Session</i>
Thu 18/4	13:00 14:00	<b>Head &amp; Neck Session IB Neck dissection</b>

**Chairperson**

Abdel-Hameed El-Nashar  
 Hesham Abdelfattah  
 Maged Al-Shennawy  
 Mohamed Anwar

<b>1</b>	13:00 13:15	<b>Suresh K. Mukherji. . USA</b>	<b>15 min.</b>		<b>114</b>
<input type="text" value="026001"/>		<i>Lymph nodes of the neck: What you need to know</i>			
<b>2</b>	13:15 13:30	<b>Mark Prince. . USA</b>	<b>15 min.</b>		<b>69</b>
<input type="text" value="026002"/>		<i>Neck dissection for squamous cell cancer: when &amp; how to do it</i>			
<b>3</b>	13:30 13:45	<b>Daron Cope. . Australia</b>	<b>15 min.</b>		<b>36</b>
<input type="text" value="026003"/>		<i>The role of prophylactic central neck dissection in papillary thyroid cancer</i>			
<b>4</b>	13:45 14:00	<b>Hesham Abdelfattah. . Egypt</b>	<b>15 min.</b>		<b>49</b>
<input type="text" value="026004"/>		<i>The role of selective neck dissection in cancer larynx</i>			


<b>27</b>	<b>Hall B</b>	<i>Panel Discussion</i>
Thu 18/4	14:00 15:00	<b>Head &amp; Neck Session IC (Panel Discussion)</b>

**Moderator**

Mark Prince

**Panelist**




Ashraf Hamza  
 Badr Eldin Mostafa  
 Daron Cope  
 Neil Chheda  
 Peter Clarke

<b>1</b>	14:00 15:00	<b>Mark Prince. . USA</b>	<b>60 min.</b>		<b>69</b>
<input type="text" value="027001"/>		<i>Neck dissection</i>			

<b>28</b>	<b>Hall C</b>	<i>Session</i>
Thu 18/4	12:00 15:00	<b>Phoniatrics Session I</b>

**Chairperson**

Azza Samy  
Mahmoud Youssef  
Samia Bassiouny

<b>1</b>	12:00 13:30	<b>Ilter Denizoglu. . Turkey</b>	<b>90 min.</b>		<b>55</b>
	028001	<i>The DoctorVox voice therapy technique "WORKSHOP"</i>			
<b>2</b>	13:30 14:30	<b>Neil Chheda. . USA</b>	<b>60 min.</b>		<b>91</b>
	028002	<i>The role of transnasal esophagoscopy in the evaluation of dysphagia "WORKSHOP"</i>			
<b>3</b>	14:30 15:00	<b>Tamer Abou-Elsaad. . Egypt</b>	<b>30 min.</b>		<b>115</b>
	028003	<i>Basic guidelines for assessment of pediatric feeding and swallowing disorders</i>			

<b>29</b>	<b>Hall D</b>	<i>Session</i>
Thu 18/4	12:00 15:00	<b>Audiology Session II</b>

**Chairperson**

Ossama Sobhy

<b>1</b>	12:00 12:45	<b>Hesham Kozou. . Egypt</b>	<b>45 min.</b>		<b>50</b>
	029001	<i>Diagnostic challenges in dizziness</i>			
<b>2</b>	12:45 13:45	<b>Alia Al Karaksy. . Egypt</b>	<b>60 min.</b>		<b>20</b>
	029002	<i>Video HIT</i>			
<b>3</b>	13:45 14:45	<b>Tarek Ghannoum. . Egypt</b>	<b>60 min.</b>		<b>118</b>
	029003	<i>Vestibular rehabilitation therapy</i>			
<b>4</b>	14:45 15:00	<b>Discussion. .</b>	<b>15 min.</b>		<b>132</b>
	029004	<i>Discussion</i>			










<b>30</b> Thu 18/4	<b>Hall A</b>	<i>Course</i>
	16:00 18:30	<b>Mini- Course 5: Step-by-step endonasal endoscopic skull base approach "With live fresh cadaveric demonstration"</b>

**Assistants**

Remon Raafat

**Director**

Ahmed Aly Ibrahim

1	16:00 16:15	<b>Prepageran Narayanan. . Malaysia</b>	15 min.	 99
	030001	<i>Step 1: Endoscopic approach to the sella &amp; parasellar regions</i>		
2	16:15 16:45	<b>Prepageran Narayanan. . Malaysia</b>	30 min.	 99
	030002	<i>Step 2: Endoscopic Trans-cribriform &amp; Trans-planum approach</i>		
3	16:45 17:00	<b>Erin L. Mckean. . USA</b>	15 min.	 40
	030003	<i>Step 3: Endoscopic Trans-pterygoid approach</i>		
4	17:00 17:15	<b>Stephen E. Sullivan. . USA</b>	15 min.	 113
	030004	<i>Step 3: Endoscopic Trans-pterygoid approach</i>		
5	17:15 17:30	<b>Erin L. Mckean. . USA</b>	15 min.	 40
	030005	<i>Step 4: Endoscopic Infra-temporal approach</i>		
6	17:30 17:45	<b>Stephen E. Sullivan. . USA</b>	15 min.	 113
	030006	<i>Step 4: Endoscopic Infra-temporal approach</i>		
7	17:45 18:00	<b>Erin L. Mckean. . USA</b>	15 min.	 40
	030007	<i>Step 5: Endoscopic Trans-clival approach</i>		
8	18:00 18:15	<b>Stephen E. Sullivan. . USA</b>	15 min.	 113
	030008	<i>Step 5: Endoscopic Trans-clival approach</i>		
9	18:15 18:30	<b>Prepageran Narayanan. . Malaysia</b>	15 min.	 99
	030009	<i>Step 6: Endoscopic navigation around important skull base neurovascular structures</i>		






<b>31</b>	<b>Hall B</b>	<i>Course</i>
Thu 18/4	16:00 17:15	<b>Mini- Course 6: Airway Management “With live fresh cadaveric demonstration” Session I: Endoscopic Airway Management</b>

**Assistants**

Mostafa Magdy

**Director**

Alaa Gaafar

<b>1</b>	16:00 16:15	<b>Deepak Mehta. . USA</b>	<b>15 min.</b>		<b>37</b>
<input type="text" value="031001"/>		<i>Assessment of neonatal stridor</i>			
<b>2</b>	16:15 16:25	<b>Hazem Gaafar. . Egypt</b>	<b>10 min.</b>		<b>48</b>
<input type="text" value="031002"/>		<i>Rigid bronchoscopy in children</i>			
<b>3</b>	16:25 16:35	<b>Nader Fasyh. . Egypt</b>	<b>10 min.</b>		<b>89</b>
<input type="text" value="031003"/>		<i>FOB as a diagnostic tool in pediatric airway</i>			
<b>4</b>	16:35 16:45	<b>Hesham Abdelfattah. . Egypt</b>	<b>10 min.</b>		<b>49</b>
<input type="text" value="031004"/>		<i>Endoscopic laser surgery in pediatric airway</i>			
<b>5</b>	16:45 17:15	<b>Deepak Mehta. . USA</b>	<b>30 min.</b>		<b>37</b>
<input type="text" value="031005"/>		<i>On-stage live demonstration: Endoscopic management of airway: Rigid &amp; Flexible bronchoscopy technique, FB extraction, Balloon dilatation</i>			




<b>32</b>	<b>Hall B</b>	<i>Course</i>
Thu 18/4	17:15 18:30	<b>Mini- Course 6: Airway Management “With live fresh cadaveric demonstration” Session II: Open Airway Surgery</b>

**Assistants**

Mostafa Magdy

**Director**










Alaa Gaafar

<b>1</b>	17:15 17:25	<b>Hossam Thabet. . Egypt</b>	<b>10 min.</b>		<b>54</b>
<input type="text" value="032001"/>		<i>Anterior Cricoid Split (ACS)</i>			
<b>2</b>	17:25 17:45	<b>Deepak Mehta. . USA</b>	<b>20 min.</b>		<b>37</b>
<input type="text" value="032002"/>		<i>Laryngotracheoplasty (LTP) &amp; Cricotracheal Resection (CTR)</i>			
<b>3</b>	17:45 18:30	<b>Deepak Mehta. . USA</b>	<b>45 min.</b>		<b>37</b>
<input type="text" value="032003"/>		<i>On-stage live demonstration: Open airway surgery: Tracheostomy, ACS, LTP, CTR</i>			

<b>33</b>	<b>Hall C</b>	<b>Session</b>
Thu 18/4	16:00 18:30	<b>Phoniatrics Session II</b>

**Chairperson**

Ayman Shawky  
Nahla Elrefai  
Reham El Maghraby


<b>1</b>	16:00 16:15	<b>Neil Chheda. . USA</b>	<b>15 min.</b>		<b>91</b>
033001		<i>Unsedated Laser Laryngeal surgery</i>			
<b>2</b>	16:15 16:30	<b>Neil Chheda. . USA</b>	<b>15 min.</b>		<b>91</b>
033002		<i>Management of suboptimal laryngeal injection</i>			
<b>3</b>	16:30 16:45	<b>Gamal Youssef. . Egypt</b>	<b>15 min.</b>		<b>149</b>
033003		<i>A comparison of percutaneous endoscopic gastrostomy and nasogastric tube feeding in prolonged dysphagic stroke patients</i>			
<b>4</b>	16:45 17:00	<b>Rania Abdou. . Egypt</b>	<b>15 min.</b>		<b>102</b>
033004		<i>Spotlights on the current techniques in the treatment of neurogenic dysphagia</i>			
<b>5</b>	17:00 17:15	<b>Aya Sheikhan. . Egypt</b>	<b>15 min.</b>		<b>27</b>
033005		<i>Awake transnasal esophagoscopy in pediatrics: a five years experience</i>			
<b>6</b>	17:15 17:30	<b>Nesrine Hamouda. . Egypt</b>	<b>15 min.</b>		<b>92</b>
033006		<i>Vocal fold scarring: current concepts and challenges in management</i>			
<b>7</b>	17:30 17:45	<b>Reham Abdel Wakeel. . Egypt</b>	<b>15 min.</b>		<b>105</b>
033007		<i>Spasmodic dysphonia: glottis versus supraglottic botulinum toxin injection</i>			
<b>8</b>	17:45 18:00	<b>Engy Elhakeem. . Egypt</b>	<b>15 min.</b>		<b>39</b>
033008		<i>Still dysphonic after MLS: causes and management</i>			
<b>9</b>	18:00 18:15	<b>Mohamed Darwish. . Egypt</b>	<b>15 min.</b>		<b>150</b>
033009		<i>Voice, swallowing and quality of life after management of laryngeal cancer by different treatment modalities</i>			
<b>10</b>	18:15 18:30	<b>Discussion. .</b>	<b>15 min.</b>		<b>132</b>
033010		<i>Discussion</i>			

Thursday, April 18, 2019

<b>34</b>	<b>Hall D</b>	<b>Session</b>
Thu 18/4	16:00 17:30	<b>Audiology Session III Cochlear Implants</b>

**Chairperson**

Hesham Kozou

<b>1</b>	16:00 17:30	<b>Mohamed Talaat. . Egypt</b>	<b>90 min.</b>		<b>80</b>
	034001	<i>Cochlear implant trouble shooting</i>			

<b>35</b>	<b>Hall A</b>	<i>Course</i>
Fri 19/4	10:00 12:00	<b>Mini- Course 7: Septo-Rhinoplasty “With live fresh cadaveric demonstration”</b>

**Director**

Hossam Foda

<b>1</b>	10:00 12:00	<b>Hossam Foda. . Egypt</b>	<b>120 min.</b>		<b>53</b>
<input type="text" value="035001"/>		<i>On stage live demonstration on fresh cadaver/video demonstration of the following: Approaches to Rhinoplasty, Hump removal, Septal surgery, Osteotomies, Nasal tip surgery, Grafting in Rhinoplasty, Surgery of nasal base.</i>			

<b>36</b>	<b>Hall B</b>	<i>Session</i>
Fri 19/4	10:00 11:15	<b>Head &amp; Neck Session IIA Pediatric Otolaryngology</b>

**Chairperson**

Hazem Gaafar

Hisham Negm

Yassin Bahgat

<b>1</b>	10:00 10:15	<b>Deepak Mehta. . USA</b>	<b>15 min.</b>		<b>37</b>
<input type="text" value="036001"/>		<i>Pediatric tracheostomy: pearls to avoid complications</i>			
<b>2</b>	10:15 10:30	<b>Suresh K. Mukherji. . USA</b>	<b>15 min.</b>		<b>114</b>
<input type="text" value="036002"/>		<i>Pediatric head &amp; neck radiology</i>			
<b>3</b>	10:30 10:45	<b>Waleed Ezzat. . Egypt</b>	<b>15 min.</b>		<b>120</b>
<input type="text" value="036003"/>		<i>Management of tracheal stenosis in children</i>			
<b>4</b>	10:45 11:00	<b>Deepak Mehta. . USA</b>	<b>15 min.</b>		<b>37</b>
<input type="text" value="036004"/>		<i>Future of airway surgery</i>			
<b>5</b>	11:00 11:15	<b>Alaa Gaafar. . Egypt</b>	<b>15 min.</b>		<b>17</b>
<input type="text" value="036005"/>		<i>Laser supraglottoplasty for laryngomalacia</i>			






<b>37</b>	<b>Hall B</b>	<i>Session</i>
Fri 19/4	11:15 12:00	<b>Head &amp; Neck Session IIB Parotid Surgery</b>


**Chairperson**

Hossam Thabet

Sherif Alaini

<b>1</b>	11:15 11:30	<b>Mark Prince. . USA</b>	<i>15 min.</i>		<b>69</b>
	037001	<i>Parotidectomy: tips and tricks</i>			
<b>2</b>	11:30 11:45	<b>Daron Cope. . Australia</b>	<i>15 min.</i>		<b>36</b>
	037002	<i>Warthin tumor in the parotid: do you need to do surgery?</i>			
<b>3</b>	11:45 12:00	<b>Hossam Thabet. . Egypt</b>	<i>15 min.</i>		<b>54</b>
	037003	<i>Deep lobe parotid tumors</i>			



<b>38</b>	<b>Hall C</b>	<i>Workshop</i>
Fri 19/4	10:00 12:00	<b>Coblation Workshop</b>

<b>1</b>	10:00 12:00	<b>Yasser Nour. . Egypt</b>	<i>120 min.</i>		<b>124</b>
	038001	<i>Coblation Workshop</i>			

<b>39</b>	<b>Hall A</b>	<i>Course</i>
Fri 19/4	13:00 15:00	<b>Mini- Course 8: Endoscopic ear surgery I (2nd Alexandria/Verona Meeting) "With live fresh cadaveric demonstration" Session: Live Cadaveric dissection demonstration From EAC to IAM</b>

**Director**

Daniele Marchioni  
Mohamed Badr-El-Dine

1	13:00 15:00	<b>Daniele Marchioni. . Italy</b>	<i>120 min.</i>		<b>35</b>
<input type="text" value="039001"/>		<i>Live fresh cadaveric dissection demonstration from EAC to IAM</i>			
2	13:00 15:00	<b>Mohamed Badr-El-Dine. . Egypt</b>	<i>120 min.</i>		<b>73</b>
<input type="text" value="039002"/>		<i>Live fresh cadaveric dissection demonstration from EAC to IAM</i>			

<b>40</b>	<b>Hall B</b>	<i>Course</i>
Fri 19/4	13:00 14:00	<b>Mini- Course 9: Snoring &amp; OSA I (9th Alexandria Snoring &amp; OSA Course) "With live fresh cadaveric demonstration" Session I: OSA evaluation &amp; diagnosis</b>

**Assistants**

Ahmed Yassin

**Director**

Yassin Bahgat

1	13:00 13:15	<b>Yassin Bahgat. . Egypt</b>	<i>15 min.</i>		<b>126</b>
<input type="text" value="040001"/>		<i>Sleep Disordered Breathing: An overview</i>			
2	13:15 13:30	<b>Ahmed Yassin. . Egypt</b>	<i>15 min.</i>		<b>16</b>
<input type="text" value="040002"/>		<i>Bedside evaluation of snoring &amp; OSA</i>			
3	13:30 13:45	<b>Bhik Kotecha. . UK</b>	<i>15 min.</i>		<b>34</b>
<input type="text" value="040003"/>		<i>Drug Induced sleep endoscopy in evaluation of upper airway obstruction</i>			
4	13:45 14:00	<b>Mahmoud Seif. . Egypt</b>	<i>15 min.</i>		<b>65</b>
<input type="text" value="040004"/>		<i>Dynamic MRI in OSA: A new tool</i>			

<b>41</b>	<b>Hall B</b>	<i>Course</i>
Fri 19/4	14:00 15:00	<b>Mini- Course 9: Snoring &amp; OSA I (9th Alexandria Snoring &amp; OSA Course) "With live fresh cadaveric demonstration" Session II: Nasal &amp; Palatal Procedures in snoring &amp; OSA</b>

**Assistants**

Ahmed Yassin

**Director**

Yassin Bahgat

<b>1</b>	14:00 14:15	<b>Bhik Kotecha. . UK</b>	<b>15 min.</b>		<b>34</b>
<input type="text" value="041001"/>		<i>Minimally invasive surgery for sleep disordered breathing: Multilevel radiofrequency surgery</i>			
<b>2</b>	14:15 14:30	<b>Yassin Bahgat. . Egypt</b>	<b>15 min.</b>		<b>126</b>
<input type="text" value="041002"/>		<i>Lateral pharyngeal wall collapse in OSA: diagnosis &amp; treatment</i>			
<b>3</b>	14:30 14:45	<b>Bhik Kotecha. . UK</b>	<b>15 min.</b>		<b>34</b>
<input type="text" value="041003"/>		<i>The use of lasers in surgery for sleep disordered breathing</i>			
<b>4</b>	14:45 15:00	<b>Ahmed Sobky. . Egypt</b>	<b>15 min.</b>		<b>14</b>
<input type="text" value="041004"/>		<i>Lateral pharyngoplasty : what I learnt in 10 years splinting</i>			

<b>42</b>	<b>Hall C</b>	<i>Session</i>
Fri 19/4	13:00 15:00	<b>Free Paper Session</b>

**Chairperson**

Seddik Abdel-Sallam






Zakaria Elraei

<b>1</b>	13:00 15:00	<b>Zakaria Elraei. . Egypt</b>	<b>120 min.</b>		<b>128</b>
	042001	<i>Decision making in Head &amp; Neck surgery</i>			
<b>2</b>	13:15 13:30	<b>Nuha Alsaleh. . KSA</b>	<b>15 min.</b>		<b>93</b>
	042002	<i>Neck dissection through transverse incision</i>			
<b>3</b>	13:30 13:45	<b>Zakaria Elraei. . Egypt</b>	<b>15 min.</b>		<b>128</b>
	042003	<i>Supraglottic cancer: Role of laser</i>			
<b>4</b>	13:45 14:00	<b>Mohamed Galal. . Egypt</b>	<b>15 min.</b>		<b>151</b>
	042004	<i>Anesthesia for patients with Montogomry T-tubes</i>			
<b>5</b>	14:00 14:15	<b>Rajab Alzahrani. . KSA</b>	<b>15 min.</b>		<b>100</b>
	042005	<i>Update of neuro monitoring in Head &amp; Neck surgery</i>			
<b>6</b>	14:15 14:30	<b>Essam Saleh. . KSA</b>	<b>15 min.</b>		<b>152</b>
	042006	<i>Challenges in the diagnosis&amp; management of isolated skull base osteomyelitis</i>			
<b>7</b>	14:30 14:45	<b>Mohamed Tamoum. . Egypt</b>	<b>15 min.</b>		<b>153</b>
	042007	<i>Fontal snus x: Anatomical concept for smooth&amp; safe endoscopic frontal sinusotomy</i>			
<b>8</b>	14:45 15:00	<b>Mohamed Saad. . KSA</b>	<b>15 min.</b>		<b>154</b>
	042008	<i>My experience in the last 20 years in management of grade 10 difficulty septorhinoplasty cases</i>			






<b>43</b>	<b>Hall A</b>		<i>Course</i>
	Fri 19/4	16:00 18:30	<b>Mini- Course 8: Endoscopic ear surgery II (2nd Alexandria/Verona Meeting) "With live fresh cadaveric demonstration"</b>

<b>1</b>	16:00	16:10	<b>Walid Moneir. . Egypt</b>	<b>10 min.</b>		<b>121</b>
	043001		<i>How to make EES easy for beginners</i>			
<b>2</b>	16:10	16:20	<b>Sacchetto Andrea. . Italy</b>	<b>10 min.</b>		<b>137</b>
	043002		<i>Chronic otitis media: Endoscopic approach</i>			
<b>3</b>	16:20	16:30	<b>Luca Bianconi. . Italy</b>	<b>10 min.</b>		<b>136</b>
	043003		<i>Endoscopic management of ear drum retraction</i>			
<b>4</b>	16:30	16:40	<b>Mohamed Badr-El-Dine. . Egypt</b>	<b>10 min.</b>		<b>73</b>
	043004		<i>Tailored EES based on cholesteatoma extension</i>			
<b>5</b>	16:40	16:50	<b>Ahmed Omran. . Egypt</b>	<b>10 min.</b>		<b>13</b>
	043005		<i>Endoscopic tympanoplasty: different techniques</i>			
<b>6</b>	16:50	17:00	<b>Luca Bianconi. . Italy</b>	<b>10 min.</b>		<b>136</b>
	043006		<i>Attic cholesteatoma</i>			
<b>7</b>	17:00	17:15	<b>Discussion. .</b>	<b>15 min.</b>		<b>132</b>
	043007		<i>Discussion</i>			
<b>8</b>	17:15	17:25	<b>Yehia Ashry. . Egypt</b>	<b>10 min.</b>		<b>127</b>
	043008		<i>Balloon Eustachian tuboplasty</i>			
<b>9</b>	17:25	17:35	<b>Daniele Marchioni. . Italy</b>	<b>10 min.</b>		<b>35</b>
	043009		<i>Endoscopic facial nerve surgery</i>			
<b>10</b>	17:35	17:45	<b>Yasser Shewel. . Egypt</b>	<b>10 min.</b>		<b>125</b>
	043010		<i>Endoscopic evaluation of tympanic isthmus and its relation to mastoid pneumatization</i>			
<b>11</b>	17:45	17:55	<b>Mohamed Abdel Badea. . Egypt</b>	<b>10 min.</b>		<b>70</b>
	043011		<i>Tips and tricks in endoscopic stapes surgery</i>			
<b>12</b>	17:55	18:05	<b>Daniele Marchioni. . Italy</b>	<b>10 min.</b>		<b>35</b>
	043012		<i>Endoscopic assisted petrous apex surgery</i>			
<b>13</b>	18:05	18:15	<b>Tamer Ebeid. . Egypt</b>	<b>10 min.</b>		<b>116</b>
	043013		<i>Transcanal acoustic neuroma surgery</i>			
<b>14</b>	18:15	18:30	<b>Discussion. .</b>	<b>15 min.</b>		<b>132</b>
	043014		<i>Discussion</i>			

<b>44</b>	<b>Hall B</b>	<i>Course</i>
Fri 19/4	16:00 17:00	<b>Mini- Course 9: Snoring &amp; OSA II (9th Alexandria Snoring &amp; OSA Course) "With live fresh cadaveric demonstration"</b>

<b>1</b>	16:00 16:15	<b>Mohamed Eesa. . Egypt</b>	<b>15 min.</b>		<b>76</b>
<input type="text" value="044001"/>		<i>Salvage surgery for correction of post UPPP nasopharyngeal stenosis</i>			
<b>2</b>	16:15 16:30	<b>Abdulmohsen Alterki. . Kuwait</b>	<b>15 min.</b>		<b>3</b>
<input type="text" value="044002"/>		<i>Combined surgical approach for OSA patients</i>			
<b>3</b>	16:30 17:00	<b>Bhik Kotecha. . UK</b>	<b>30 min.</b>		<b>34</b>
<input type="text" value="044003"/>		<i>Cadaveric dissection on sleep surgeries</i>			
<b>4</b>	16:30 17:00	<b>J. Scott Magnuson. . USA</b>	<b>30 min.</b>		<b>56</b>
<input type="text" value="044004"/>		<i>Cadaveric dissection on sleep surgeries</i>			
<b>5</b>	16:30 17:00	<b>Yassin Bahgat. . Egypt</b>	<b>30 min.</b>		<b>126</b>
<input type="text" value="044005"/>		<i>Cadaveric dissection on sleep surgeries</i>			

<b>45</b>	<b>Hall B</b>		<i>Course</i>
	Fri 19/4	17:00 18:30	<b>Mini- Course 9: Snoring &amp; OSA II (9th Alexandria Snoring &amp; OSA Course) "With live fresh cadaveric demonstration" Session III: Tongue base &amp; laryngeal surgery in OSA</b>

<b>1</b>	17:00 17:15	<b>J. Scott Magnuson. . USA</b>	<i>15 min.</i>		<b>56</b>
	045001	<i>Transoral endoscopic anatomy of tongue base</i>			
<b>2</b>	17:15 17:30	<b>Ahmed Yassin. . Egypt</b>	<i>15 min.</i>		<b>16</b>
	045002	<i>Robo-Cob technique of tongue base resection in OSA patients</i>			
<b>3</b>	17:30 17:45	<b>J. Scott Magnuson. . USA</b>	<i>15 min.</i>		<b>56</b>
	045003	<i>Transoral robotic surgery for OSA</i>			
<b>4</b>	17:45 18:00	<b>Mohamed Wahid. . Egypt</b>	<i>15 min.</i>		<b>81</b>
	045004	<i>Genioglossus advancement</i>			
<b>5</b>	18:00 18:15	<b>Sherif Askar. . Egypt</b>	<i>15 min.</i>		<b>112</b>
	045005	<i>Expansion hyoidthyroidpexy: A novel technique of combined hyoid bone surgeries for OSA: All in One</i>			
<b>6</b>	18:15 18:30	<b>Bhik Kotecha. . UK</b>	<i>15 min.</i>		<b>34</b>
	045006	<i>Non-Surgical Treatment for snoring and OSA</i>			

<b>46</b>	<b>Hall B</b>		<i>Panel Discussion</i>
	Fri 19/4	18:30 20:00	<b>Mini- Course 9: Snoring &amp; OSA II (9th Alexandria Snoring &amp; OSA Course) "With live fresh cadaveric demonstration" Session IV: Panel discussion</b>

**Chairperson**


Abdulmohsen Alterki  
Alaa Eldin Ibrahim  
Mutlaq Saihan

**Moderator**

Yassin Bahgat

**Panelist**

Abdulmohsen Alterki  
Ahmed Yassin  
Bhik Kotecha  
J. Scott Magnuson

<b>1</b>	18:30 19:30	<b>Yassin Bahgat. . Egypt</b>	<i>60 min.</i>		<b>126</b>
	046001	<i>Sleep disordered breathing Surgery: problems &amp; precautions</i>			
<b>2</b>	19:30 20:00	<b>ADJOURN. .</b>	<i>30 min.</i>		<b>147</b>
	046002	<i>ADJOURN</i>			